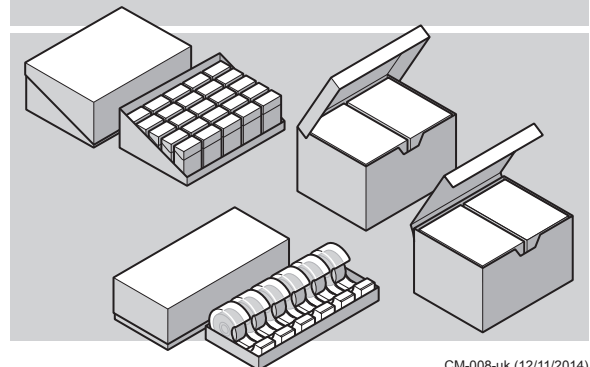
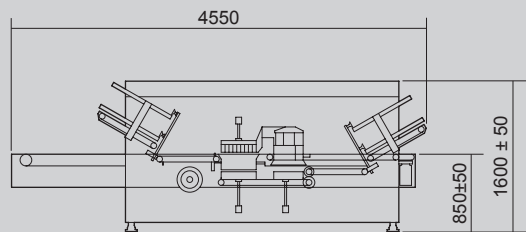
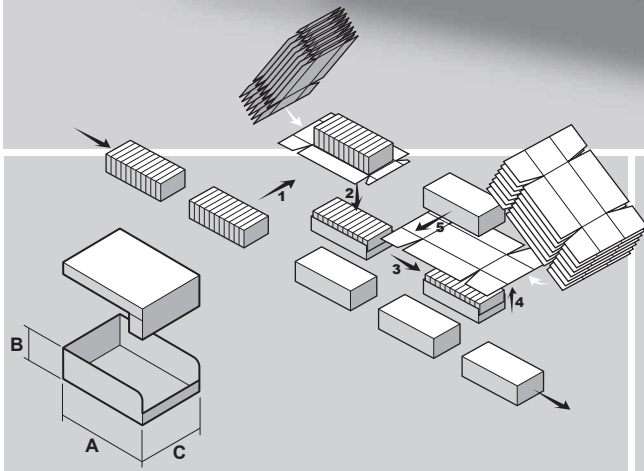





FCE

Tray and lid forming machine



TECHNICAL DATA		FCE	FCE/M
Mechanical speed	STROKES/1'	max. 20	max. 15
Power absorption	KW	5 (Hot-melt + 8.5)	5 (Hot-melt + 8.5)
Air consumption	NI/1'	1.750	1.750
Air pressure	bar	5+6	6+8
Gross weight	kg	~3100	~3400
Net weight	kg	~2800	~3100

Size range	FCE	min.	max.	FCE/M	min.	max.
A		120	360		120	400
B		25	100		25	180
C		100	250		100	320
A + 2B		-	500		-	600
C + 2B		-	420		-	500

The above technical data are not binding and may be subject to change without prior notice.

CM-008-uk (12/11/2014)
Extr. from FCE-AVC-02-uk (10/11/2014)

This publication supersedes and replaces any previous edition and revision. All rights reserved. No part of this publication may be reproduced, stored in a retrieval system or transmitted in any form or by any means, electronic, mechanical, photocopying, recording or otherwise, without permission of Tecnicam s.r.l. (Bologna - Italy).